

IMPROVING PATIENT QUALITY OF LIFE WITH INNOVATIVE ELECTROCEUTICAL TECHNOLOGY: A CASE SERIES

Leg ulcers cause pain, restricted mobility and decreased quality of life and are difficult to heal.

Here, three cases of complex leg ulcers, treated with **Accel-Heal®** are presented.



PATIENT 1

- Venous leg ulcer
- Pain score of 10/10 despite tramadol and co codamo
- Sickle cell trait; history of laser ablation for varicose veins



PATIENT 2

- Venous leg ulcer
- 1 year duration
- Pain score of 10/10
- Not able to tolerate compression due to pain



PATIENT 3

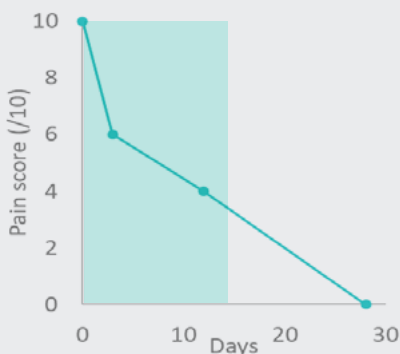
- Venous leg ulcer
- 2 year duration
- Dementia; type 2 diabetes
- History of failed compression



ACCEL HEAL® APPLIED FOR 12 DAYS

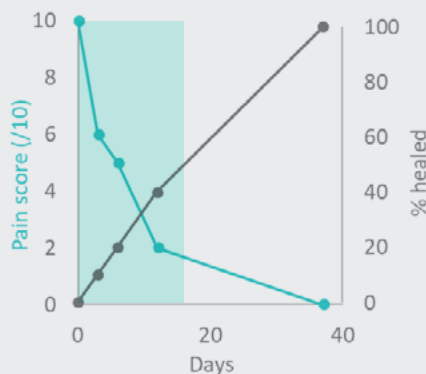
WOUND PAIN

Reduced dramatically during treatment and continued after Accel Heal® treatment.



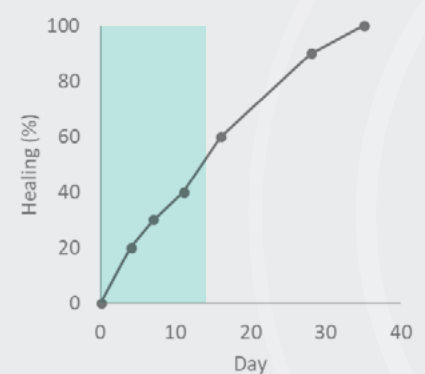
PAIN AND HEALING

Wound pain reduced and wound was healed within 5 weeks of starting Accel Heal®



WOUND HEALING

The wound healed within 5 weeks of starting treatment with Accel Heal®



The improvement to quality of life and wellbeing of patients as a result of using Accel Heal® was evident to these patients and their carers. Accel Heal can help patients regain quality of life and improve their clinical outcomes.

[VIEW THIS ARTICLE ONLINE 1 > 2 >](#)

[VIEW ACCEL HEAL® PRODUCT INFO >](#)